




On which MCAS strands were students most and least successful?*

Strand Name					
Current Grade on Spring 2010 Tests	Data, Statistics Probability	Geometry	Measurement	Number Sense	Patterns, Relations, Algebra
Grade 4	54%	88%	80%		62%
Grade 5	50%	53%	68%	80%	

The top two and lowest two strands in each grade are highlighted. The percent of correct answers generated on each strand's multiple choice items is included. Strand names are included. Read across to compare within each grade. Read down to compare between grades.

Key:  Highest  2nd highest  Lowest  2nd lowest

* Multiple choice items only; excludes standards assessed with single item; excludes repeating students who took a separate MCAS test; not all standards are assessed on each test.

SAMPLE DATA ANALYSIS

